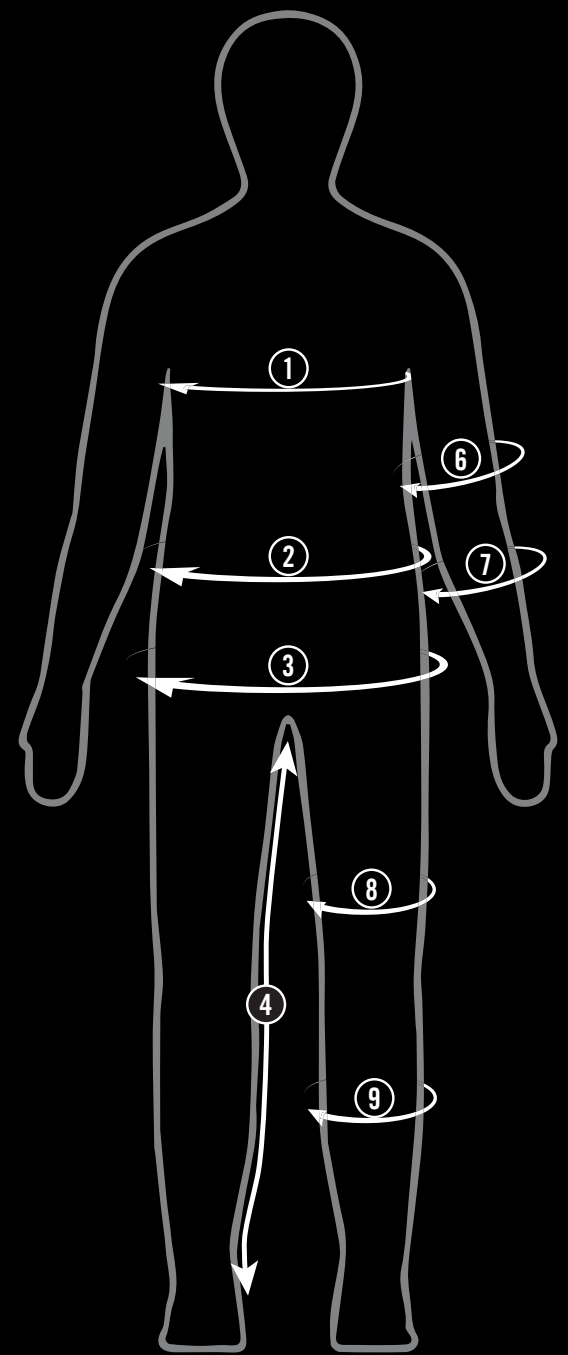


GUARDS FIT AND CARE

As body types vary from person to person and the closures on Race Face protective pads are constructed of either elasticized straps or various technical stretch fabrics, physically trying on the style in stores is always the best way to determine accurate sizing for your body type. As such, the following charts should only be used as a guide: Review the description and technical details of each protection style to select the Race Face protective wear that will best suit your needs.

- 1 Chest:** Measure fullest circumference, keeping tape up under arms and across shoulder blades.
- 2 Waist:** Measure at narrowest circumference. Don't suck it in – nobody's watching.
- 3 Hip:** Measure around the widest part of the pelvis, around the buttocks.
- 6 Bicep:** Measure around your bicep at the widest part.
- 7 Forearm:** Measure around your forearm at the widest part.
- 8 Thigh:** Measure around your thigh 10cm up from your knee.
- 9 Calf:** Measure around your calf at the widest part.



PROTECTIVE CORE SIZING

	S	M	L	XL	XXL
Chest	37" (94 cm)	39½" (100 cm)	42" (107 cm)	45" (114 cm)	48" (122 cm)
Waist	29" (74 cm)	31½" (80 cm)	34" (86 cm)	37" (94 cm)	40" (102 cm)
Hip	35¾" (91 cm)	38½" (98 cm)	41¼" (105 cm)	44" (112 cm)	47¼" (120 cm)

HIGH STRETCH FABRIC, ULTRA-TIGHT, SECOND-SKIN FIT DESIGNED TO LOCK D30[®] REMOVABLE PROTECTION IN PLACE.

MEN'S LEG

	S	M	L	XL	XXL
Thigh	16" (41cm)	17" (43cm)	18" (46cm)	19" (48cm)	20" (51cm)
Calf	13" (33cm)	14" (36cm)	15" (38cm)	16" (40cm)	17" (43cm)

MEN'S ELBOW

	S	M	L	XL	XXL
Bicep	10" (25 cm)	11" (28 cm)	12" (30 cm)	13" (33 cm)	14" (36 cm)
Forearm	8" (20 cm)	9" (23 cm)	10" (25 cm)	11" (28 cm)	12" (30 cm)

WOMEN'S LEG

	S	M	L	XL	XXL
Thigh	15" (38 cm)	16" (41 cm)	17" (43 cm)	18" (46 cm)	19" (48 cm)
Calf	13" (33 cm)	14" (36 cm)	15" (38 cm)	16" (41 cm)	17" (43 cm)

WOMEN'S ELBOW

	S	M	L	XL	XXL
Bicep	10¼" (26 cm)	11" (28 cm)	11¾" (30 cm)	12½" (32 cm)	13¼" (34 cm)
Forearm	7" (18 cm)	7¾" (20 cm)	8½" (22 cm)	9½" (24 cm)	10¼" (26 cm)

PROTEKT YOUTH LEG


	S/M	L/XL
Top Opening	12¾" (32 cm)	13¾" (28 cm)
Bottom Opening	6¾" (17 cm)	7¾" (20 cm)
Length	11" (28 cm)	11¾" (30 cm)

PROTEKT YOUTH ARM


	S/M	L/XL
Top Opening	8¼" (21 cm)	9" (23 cm)
Bottom Opening	6" (15 cm)	6¼" (20 cm)
Length	7" (18 cm)	7¾" (20 cm)




MACHINE WASH
COLD WATER
GENTLE CYCLE




DO NOT BLEACH



DO NOT TUMBLE DRY



DO NOT IRON



DO NOT DRY CLEAN

* Remove D30 peices from Flank liner before washing

* Items with D30 should be washed a maximum of 30 times and a water temperature no higher than 40°C.